



Maximum Load-Span Table 215mm Concrete T-Beam

Thomas Armstrong Airtec Block [620 x 430 x 100] 750 kg/m



Design

The table below gives the maximum span for each prestressed concrete 225mm T-beams based on using Thomas Armstrong Concrete Blocks products.

Floor Construction Type A - 65mm sand and cement screed

FLOOR DENSITY			BEAM CENTRES	
			540mm	730mm
			145 kg/m ²	175 kg/m ²
IMPOSED LOAD kN/m ²	1.5	MAX SPAN	6.529m	7.349m
	2.0		6.171m	6.972m
	2.5		5.886m	6.647m
	3.5		5.369m	6.111m
	5.0		4.812m	5.504m

Disclaimer

These tables are for reference only. A more specific Safe Load calculation based on the salient loading details, can be produced by contacting our Technical department.

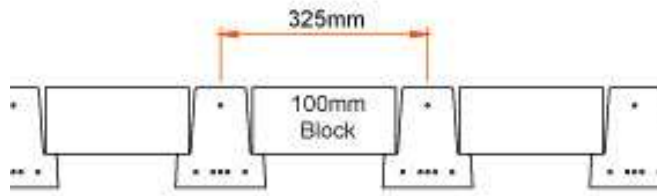


Maximum Load-Span Table 215mm Concrete T-Beam

Thomas Armstrong Lightweight Concrete Block [440 x 215 x 100] 1350 kg/m³



Design



The table below gives the maximum span for each precast concrete 225mm T beams based on using Thomas Armstrong Concrete Blocks products.

Floor Construction Type A - 65mm sand and cement screed

FLOOR DENSITY			BEAM CENTRES	
			325mm	550mm
			294 kg/m ²	175 kg/m ²
IMPOSED LOAD kN/m ²	1.5	MAX SPAN	8.000m	6.872m
	2.0		8.000m	6.554m
	2.5		7.766m	6.276m
	3.5		7.244m	5.811m
	5.0		6.626m	5.272m

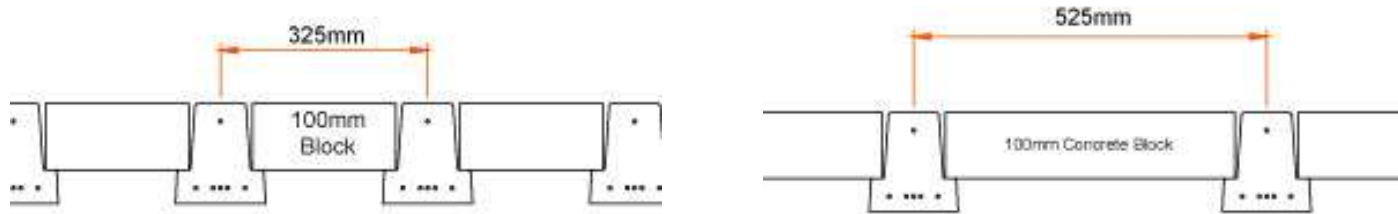
Disclaimer

These tables are for reference only. A more specific Safe Load calculation based on the salient loading details, can be produced by contacting our Technical department.



Maximum Load-Span Table 215mm Concrete T-Beam

Thomas Armstrong Dense Concrete Block [440 x 215 x 100] 1960 kg/m³



Design

The table below gives the maximum span for each precast concrete 225mm T beams based on using Thomas Armstrong Concrete Blocks products.

Floor Construction Type A - 65mm sand and cement screed

FLOOR DENSITY			BEAM CENTRES	
			325mm	550mm
			338 kg/m ²	278 kg/m ²
IMPOSED LOAD kN/m ²	1.5	MAX SPAN	8.000m	6.567m
	2.0		7.827m	6.287m
	2.5		7.546m	6.040m
	3.5		7.064m	5.621m
	5.0		6.487m	5.128m

Disclaimer

These tables are for reference only. A more specific Safe Load calculation based on the salient loading details, can be produced by contacting our Technical department.



Maximum Load-Span Table 215mm Concrete T-Beam

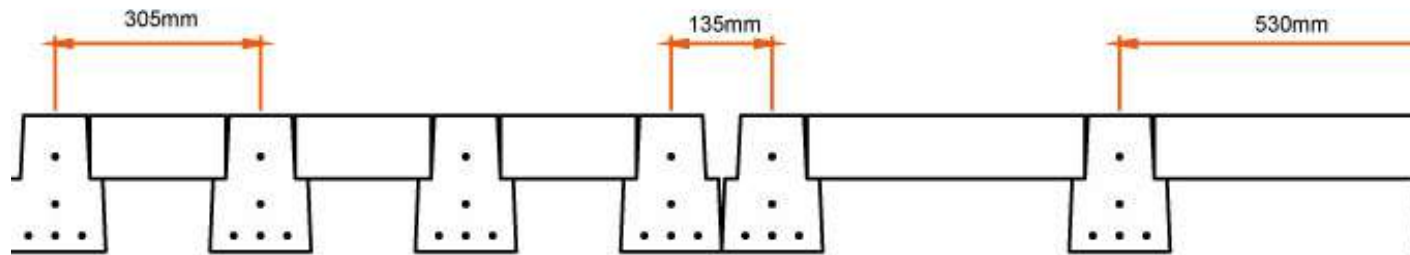
Shows different ctrs



Design

The table below gives the maximum span for each precast concrete 225mm T beams based on using Thomas Armstrong Concrete Blocks products.

Floor Construction Type A - 65mm sand and cement screed



Disclaimer

These tables are for reference only. A more specific Safe Load calculation based on the salient loading details, can be produced by contacting our Technical department.